



www.

BUTLO[®]

.COMI

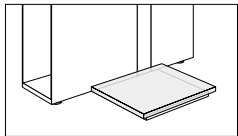
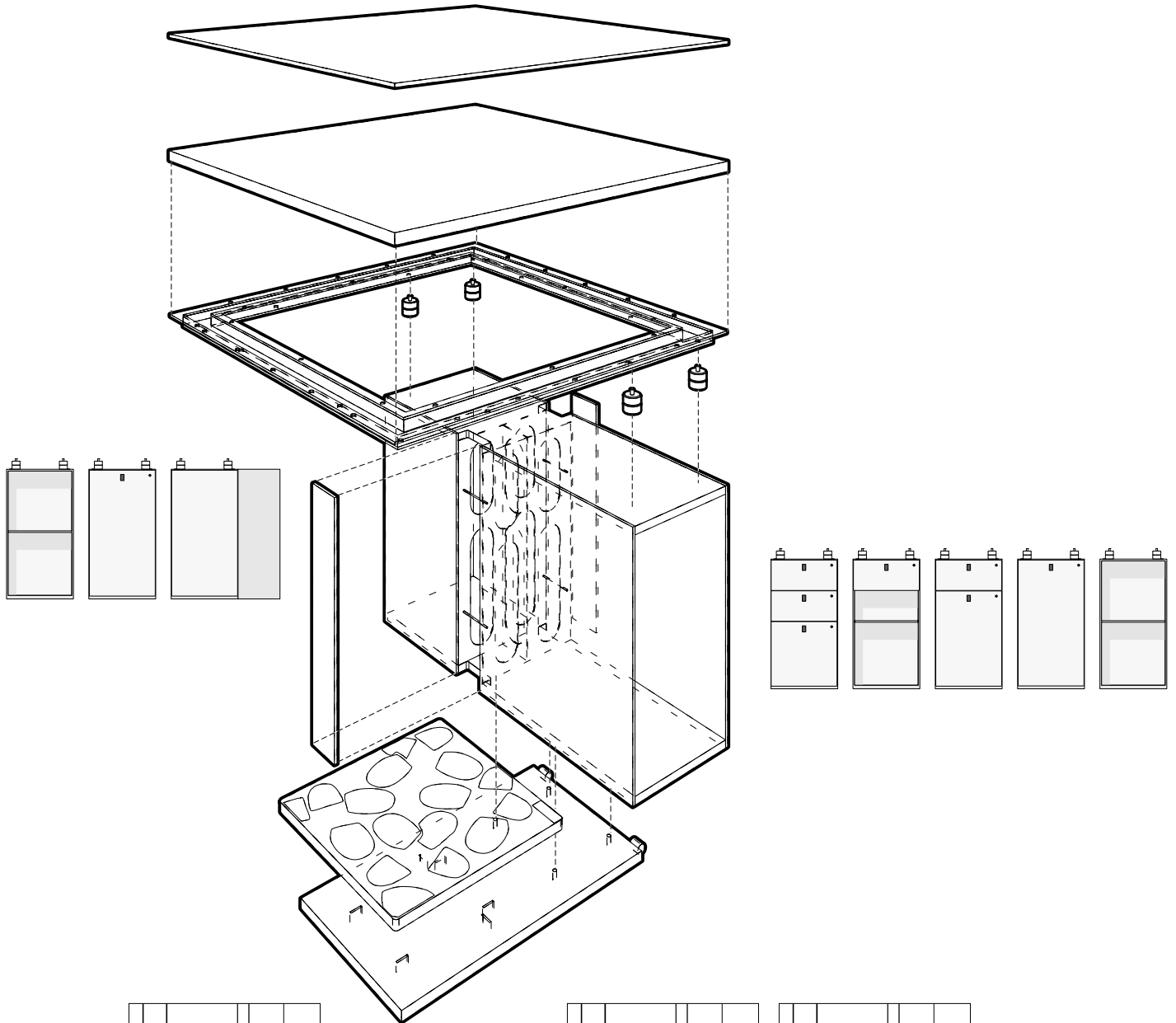


Industrie
Forum
Design
Hannover

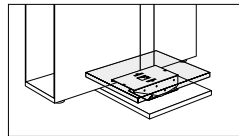
Erkenning
Goed
Industrieel
Ontwerp

2000

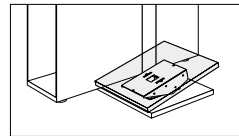




M2 VV



M2 HV



M2-desks

Work surfaces

The work surface, with its perfect dimension of 1000 x 1000 mm, is supported by an austere metal frame. Accessories are integrated in a simple way. The work surface is available in a number of contemporary finishes

- synthetic tops : chipboards with a synthetic top finish and plastic edgebands (2mm) in the same colour. (total thickness: 25 mm)
- etched glass tops: floated glass, with a top that has been chemically treated. (thickness: 8 mm)

Metal frame

The metal frame is in 4 mm thick steel plate, epoxy coated (RAL 7036 = aluminium) and is fixed to the work surface.

Steel rings

Container and work surface are connected to each other by 4 steel rings (RAL 7036) of each 40 mm high. If you want to adjust the height and set your work station 20 mm lower or higher, you need to order an extra set of 4 rings of 20 mm high.

Container

The black solid core laminate container is the basic element in the M2 concept. It is positioned at either side of the work surface. Because of its solid construction, the surface requires no further support, thus allowing the user virtually unlimited leg space. The container is equipped with two metal castors that make the work station mobile. Dimensions: 333 mm w x 1000 mm d x 640 mm h. Shelves are 6 mm thick, side panels and fronts are 13 mm thick, top and bottom 20 mm.

The front and back compartment of most containers are divided one from another by 2 vertical perforated partitions. They provide several storage options, including 'silent' metal drawers, shelves with or without a hinged door and vertical CPU storage.

In the centre, behind two detachable covers, cables and sockets can be contained. Equipped with 4 lifting jacks for levelling.

useful dimensions inside:

front: 540 mm d x 590 mm h

back: 310 mm d x 590 mm h

Possible front lay outs:

- completely open (with 1 shelf)
- 1 drawer + a 460 mm high compartment for CPU storage (drawer has a partition and a lock with 2 keys)
- 2 drawers and 1 A4 filing drawer (upper drawer has a partition and a lock with 2 keys)
- 1 drawer (incl. drawer partition) + 460 mm high hinged door (drawer and door have a lock with 2 keys)
- 1 hinged door (with 1 shelf)(door has a lock with 2 keys)

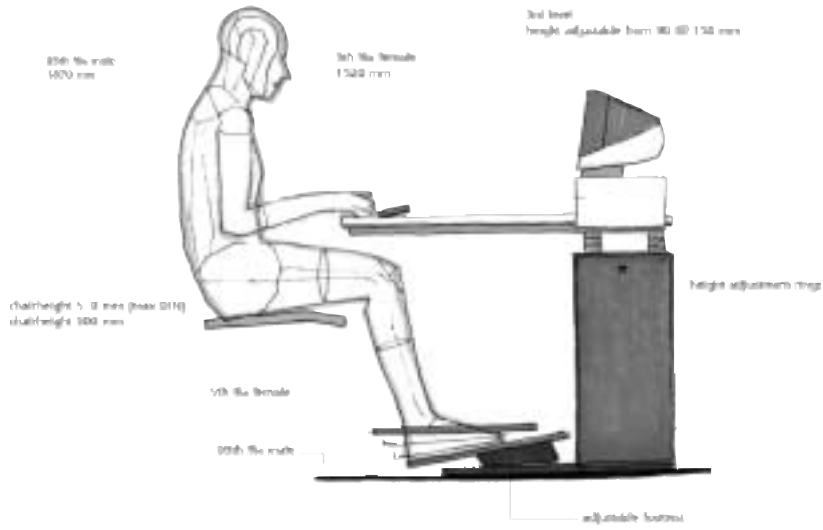
The container with a hinged door at the front has standard a pen tray .

Possible back lay outs:

- completely open (with 1 shelf)
- 1 hinged door (with 1 shelf) (the door has a lock with 2 keys)
- fixed back panel and side doors

The interior drawers, in lacquered metal and on glides are for 80% extendible. The A4 filing drawer includes an adjustable filing frame.

The loop handles on the drawer fronts and doors are in black synthetic rubber (EPDM).



M2 footrest

A. the adjustable M2 footrest

Why?

The trend towards flexible working hours continues unabated. Social factors, such as the rising cost of office space, traffic jams, ... mean that more members of staff are coming to work at different times of the day, at flexible multi-purpose workstations. On the other hand, the shared workstation has to offer adequate personal comfort. The use of an adjustable footrest means that the height of the worktops doesn't have to be adjusted any more in order to cater to the anthropometric diversity of its users. The footrest and chair are adjusted vertically instead of the chair and the worktop. This has, in addition, an important aesthetic value in that the workstations, all of them adjusted to the same height, radiate a shipshape and homogeneous image of the offices.

How does it function?

The footrest is smoothly adjustable between 2 extreme positions: 12.5° in the lowest position and 0° in the highest position. In this highest (horizontal) position, the supporting surface is 10 cm higher and 10 cm closer to the user. The guiding device has been customized to the user's sitting position. Besides pulling up the foot strap with one's foot (to raise the support) , it's also possible to pull the plate backward manually. The system will release itself each time it's moved backward.

use

1. Put one foot in the strap
2. To raise the support, pull your foot towards you or upwards.
3. Push your foot away from you or downwards to lower the support.
The system locks the support in the arbitrary position.
Rest your feet on the support plate, next to the foot strap.

Installation

The vertically adjustable footplate can be installed in 3 different positions: To the right of the drawer unit, to the left of the drawer unit or in front of the drawer unit.

The height adjustment system can be clamped like a cassette in the central opening of the new steel support plate in one of the different orientations. Assembly, disassembly, and altering the configuration are done in a trice. Tighten or loosen 2 (hexagonal) socket screws, that's all there is to it. These screws are easy to get at and are situated on the always accessible side of the support plate.

The flat fixed version is mounted analogously. A single configuration will, of course, suffice in this case.

technical and equipment specifications

- support (M2 SP2): steel powder coated black
- footrest : supporting face measuring 495x495x20mm in black SBR rubber and with footprints (non-slip)
- footstrap: in black saddle leather, 6mm thick and 50mm wide.
- height adjustment element:

The sheet metal work is made from chrome-plated, sheet steel (2mm thick) and the rotating parts are coated with a nickel-plated final coat.

B. at fixed height

The fixed footrest has to be installed flat (0°) and it has no footstrap. It consists of:
a) steel support (M2 SP2)
b) footrest in black SBR rubber with footprints. Dimensions: 495 x 495 x 20 mm.

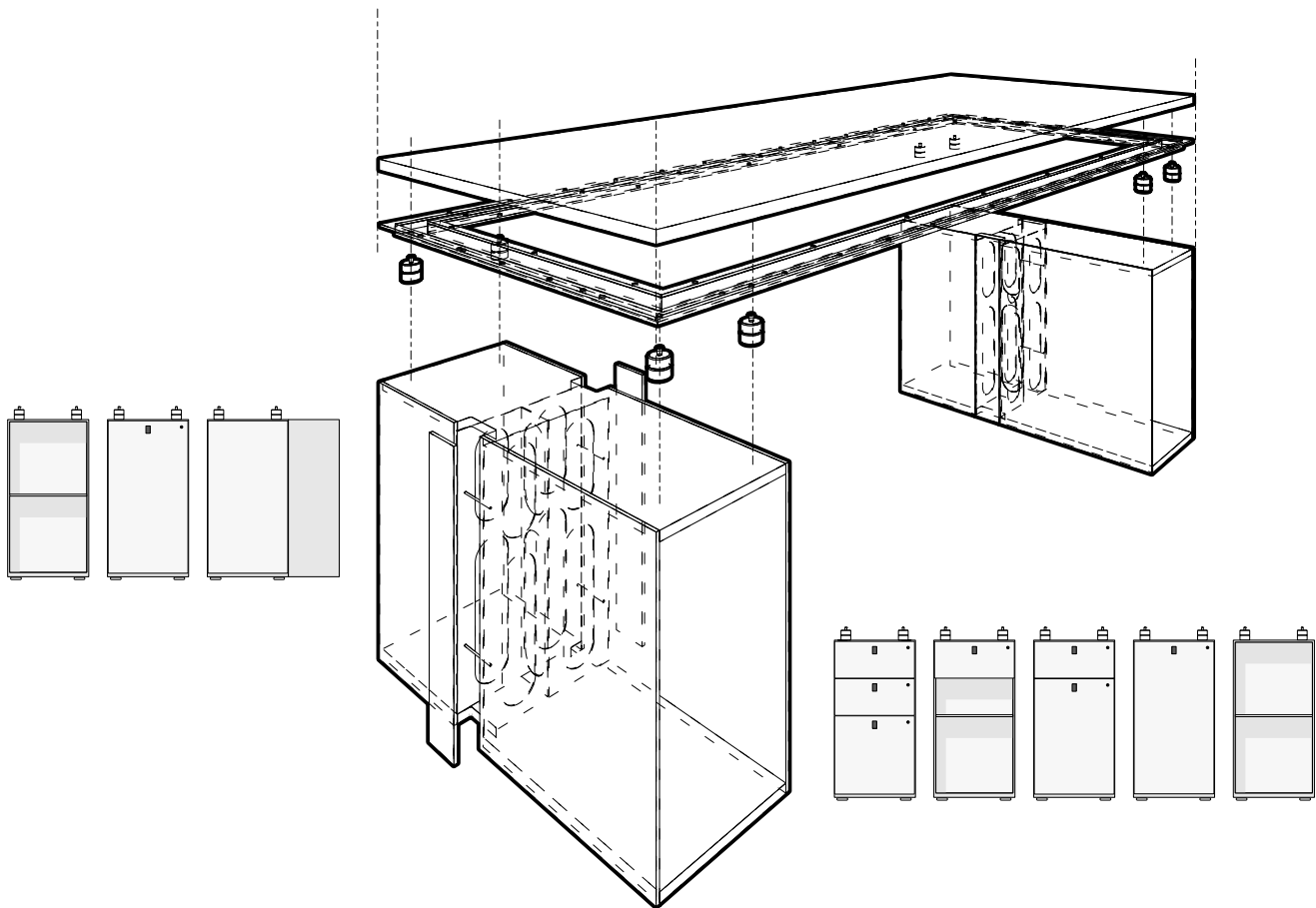
M2 accessories

A wide choice of accessories allow you to personalise your M2 or M workstation. Accessories can be integrated in a simple way, simply by clicking them between the metal frame and the work surface.

- a third level for the computer screen, thus creating more space on your desktop. Steel (2 mm thick - epoxy coated Ral 7036). Dimensions: 330 x 1032 mm. With possibility to integrate a lamp.
- black elastic wire support
- black linoleum desk pad on a base in steel, epoxy coated (RAL 7036) 500 x 1006 mm. The desk pad slides over the work surface.
- steel epoxy coated (Ral 7036) pen tray (50 x 1000mm) with a rubber insert (EPDM) for wrist support. The rubber insert is available in 2 dimensions:
 - 50 x 1000 mm length
 - 50 x 600 mm length
- screen to hide the back of your monitor
 - steel 2 mm thick epoxy coated (Ral 7036) Dimensions: 664 x 664 mm
 - steel 2 mm thick epoxy coated (Ral 7036) Dimensions: 966 x 430 mm
 - fabric/corduroy Dimensions: 985 x 445 mm
- CPU holder adjustable for horizontal or vertical CPU
- Mailbag with pen tray: profile in 3 mm thick steel with bag in black gauze



M desks



Work surfaces

The M work surfaces come in three widths (1664, 2328 and 2992 mm) , all one metre deep . It is supported by a metal frame in 4 mm thick steel plate, epoxy coated (RAL 7036).

The user can choose between a number of contemporary finishes.

- **synthetic tops** : chipboards with a synthetic top finish and plastic edgebands (2mm) in the same colour (total thickness: 25 mm)
- **etched glass tops**: floated glass, with a top that has been chemically treated (thickness: 8 mm)
- **veneer tops**: chipboard covered and backed with hornbeam, walnut and cherry veneer. The edge is in 3 mm thick compound veneer. Total thickness: 23 mm

Container

M workstations have the same storage container as M2 desks and their height is adjusted in the same way. Depending on your requirements, a minimum of two and maximum of 6 containers can be located in several predestined positions underneath the work surface.

The 1664 x 1000 mm work surface is supported by 2 containers.

The 2328 x 1000 mm work surface is supported by 2,3 or 4 containers (minimum one at the left and 1 at the right)

The 2992 x 1000 mm work surface is supported by 2,3,4,5 or 6 containers (minimum one at the left and one at the right)

The container is entirely in black solid core lamnate.

Dimensions: 333 mm w x 1000 mm d x 640 mm h (without lifting jacks) Side panels, shelves and fronts are 6 mm thick. Top and bottom are 20 mm.

The front and back compartment of most containers are divided by 2 vertical perforated partitions. Storage options include 'silent' metal drawers, shelves with or without a hinged door and vertical CPU storage. In the centre, behind two detachable covers, cables and sockets can be contained. Equipped with lifting jacks for levelling.

useful dimensions inside:

front: 590 mm h x 540 mm d

back: 590 mm h x 310 mm d

Possible front lay outs:

- completely open (with 1 shelf)
- 1 drawer (incl. drawer partition) + a 460 mm high compartment for CPU storage (drawer has a lock with 2 keys)
- 2 drawers (incl. drawer partition) and 1 A4 filing drawer (upper drawer has a lock with 2 keys)
- 1 drawer (incl. drawer partition) + 460 mm high hinged door (drawer and door have a lock with 2 keys)
- 1 hinged door (with 1 shelf)(door has a lock with 2 keys)

The container with a hinged door at the front has standard a pen tray .

Possible back lay outs:

- completely open (with 1 shelf)
- 1 hinged door (with 1 shelf) (the door has a lock with 2 keys)
- fixed back panel and side doors

The interior drawers, in lacquered metal and on glides are for 80% extendible. The A4 filing drawer includes an adjustable filing frame.


The loop handles on the drawer fronts and doors are in black synthetic rubber (EPDM).

M accessories

A wide choice of accessories allow you to personalise your M2 or M workstation. Accessories can be integrated in a simple way, simply by clicking them between the metal frame and the work surface.

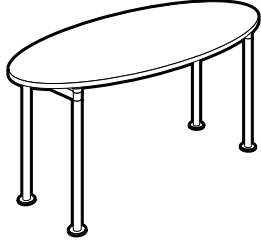
- a third level for the computer screen, thus creating more space on your desktop. Steel (2 mm thick - epoxy coated Ral 7036). Dimensions: 330 x 1032 mm. With possibility to integrate a lamp.
- black elastic wire support
- black linoleum desk pad on a base in steel, epoxy coated (RAL 7036) 500 x 1006 mm. The desk pad slides over the work surface.
- steel epoxy coated (Ral 7036) pen tray (50 x 1000mm) with a rubber insert (EPDM) for wrist support. The rubber insert is available in 2 dimensions:
 - 50 x 1000 mm length
 - 50 x 600 mm length
- screen to hide the back of your monitor
 - steel 2 mm thick epoxy coated (Ral 7036) Dimensions: 664 x 664 mm
 - steel 2 mm thick epoxy coated (Ral 7036) Dimensions: 966 x 430 mm
 - fabric/corduroy Dimensions: 985 x 445 mm
- CPU holder adjustable for horizontal or vertical CPU
- Mailbag with pen tray: profile in 3 mm thick steel with bag in black gauze

MT EI



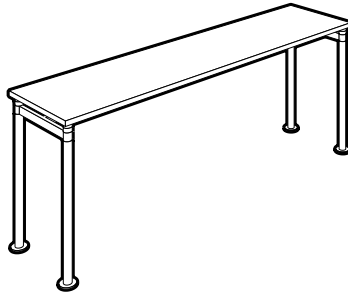
970 x 750

MT EI



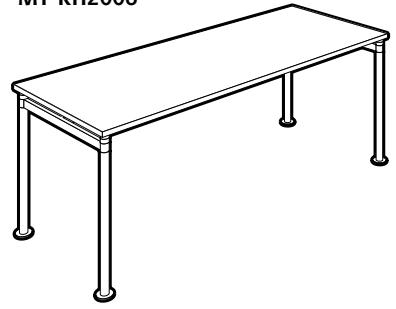
1750 x 850

MT RH2005



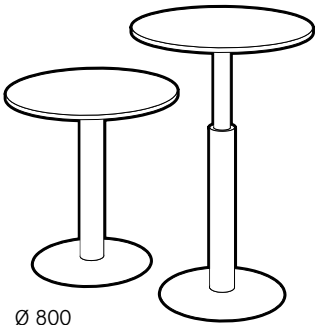
2000 x 500

MT RH2008



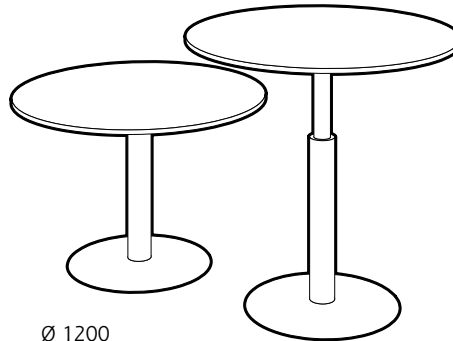
2000 x 800

MT HPRO08



Ø 800

MT HPRO12



Ø 1200

Occasional tables

Work surfaces

The work surfaces of the occasional tables are available in 3 different shapes:

- egg-shaped
- elliptical
- rectangular

The user can choose between a number of contemporary finishes:

- **synthetic tops** : chipboards with a synthetic top finish and plastic edgebands (2mm) in the same colour (total thickness: 25 mm)
- **etched glass tops**: floated glass, with a top that has been chemically treated (thickness: 8 mm)
- **veneer tops**: chipboard covered and backed with hornbeam, walnut and cherry veneer. The edge is in 3 mm thick compound veneer. Total thickness: 23 mm
- **tops in Carrara marble** (30 mm thick)

Frame:

The frame consists of 4 steel tubular legs (ø 40 mm), epoxy coated RAL 7036, that are connected one to another by a steel beam, also in RAL 7036.

Work surface and frame are connected by 3 resp. 5 steel rings (RAL 7036) of each 40 mm high. If you want to adjust the height and set your work station 20 mm lower or higher, you will need to order an extra set of 4 rings of 20 mm high.

Height adjustable meeting tables

Round meeting tables, easily height adjustable by means of a handle right under the worktop. The table comes in two sizes: 800 or 1200mm and in 3 different finishes: grey or white laminate or etched glass.

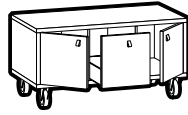
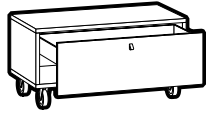
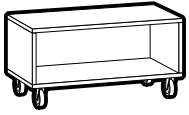
A. Tables with laminate grey or white top

- Diameter: 800 or 1200mm
- Thickness: 25mm
- Laminate on chipboard
- Border in grey or white PVC
- Round base and leg are epoxy coated RAL 7036 (light grey)
- Diameter round base: 550 or 675 mm
- Piston in mat chromed steel
- Height adjustable between 730 and 1145mm


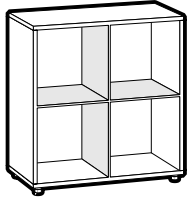
B. Tables with etched glass top

- Diameter: 800 or 1200mm
- Thickness: 8 mm
- Support in MDF (diameter 600 and 1000 mm)
- Round base and leg are epoxy coated RAL 7036 (light grey)
- Diameter round base: 550 or 675 mm
- Piston in mat chromed steel
- Height adjustable between 738 and 1153 mm

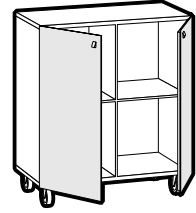
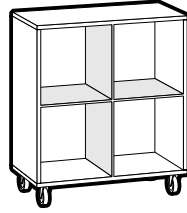
M3 05 (1000 x 500 x 500)



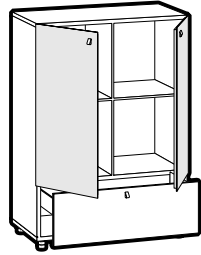
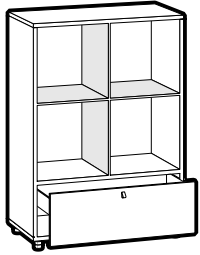
M3 10 (1000 x 500 x 1040)



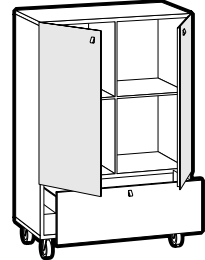
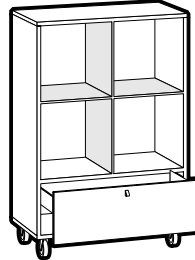
M3 11 (1000 x 500 x 1120)



M3 14 (1000 x 500 x 1423)



M3 15 (1000 x 500 x 1503)



M3-storage units

Dimensions:

The M3 storage units come in three different heights, all 1000 mm wide and 500 mm deep. For mobility and versatility all units are available on castors.

- 500 mm high, always on 4 castors (2 with brake)
- 1040 mm high (on 4 feet) or 1120 mm high (on 4 castors)
- 1432 mm high (on 4 feet) or 1503 mm high (on 4 castors)

Carcass

The back is 12 mm thick; the other panels are made of 25 mm thick chipboard panels covered on both sides with black laminate.

The plastic edgebands are 2 mm thick.

Front lay outs :

a) low storage units

- entirely open
- 1 A4 filing drawer
- 2 small hinged doors, one at the left and one at the right + in the middle 1 pc. A4 filing drawer. The fronts of the low storage units have the same finish (material and colour) as the carcass.

b) middle high and high storage units

- entirely open
- with 2 hinged doors

The hinged doors are made of

- high pressure laminate (white, aluminium coloured, sand coloured or black) on MDF (18 mm thick)
- etched glass.

The loop handles are in black synthetic rubber (EPDM).

The cross shaped interior fittings are always included.

In the entirely open storage units the interior fittings are in the 4 standard M2 colours (white, black, sand or aluminium). The storage units with hinged doors always have black shelves and vertical partitions.

Low and high storage units

Low and high storage units with hinged doors.

The storage units have a black carcass in melamin finished chipboard. The borders are in 2 mm thick laminate. All storage units are 818 mm wide, 477 mm deep and are available in two different heights: 1235 mm (for 3 orders) and 1983 mm (for 5 orders).

The side panels have drillings every 32 mm, thus allowing the shelves and other interior fittings to be set. For reasons of transport the storage units have 1 fixed shelf. All other interior fittings are not standard and not included.

The doors are in melamin-finished chipboard, aluminium coloured, white or black. All hinged doors have 135° hinges. All drawer units have a central locking mechanism and the Bulosafe locking technique. They are also available with a cylinder lock with 2 keys or simply without lock.

M2 infinity

More prestigious materials and a specific finishing result in an exclusive version of M2, called M2 INFINITY, available in two possible finishes: a black and a brown. The black version has a worktop in solid core laminate of which the upper melamine coating has been left out to receive a polished finishing. The container is made of the same material. Frame and height rings are made of bare steel that is varnished. The base plate has a cover in stainless steel. The inside of the cabinets has an extra touch since the drawers are made of stainless steel.

The basic material (worktop and containers) of the brown Infinity is made of solid core laminate "fenolico", which is a non-coloured version of the solid core laminate normally used for M2. In order to get this typical effect, the fenolico is rubbed. It goes without saying that this exclusive version has an influence on the price and the features of the material, such as scratch resistance, etc. The mechanical resistance (e.g. scratch resistance) of the surface is not comparable to the normal synthetic material. Due to the polished finishing finger prints are more visible.

Accessories

- the bridge (3rd level) in sandblasted stainless steel
- a partition wall of 1 m wide and 45 mm high with a felt covering.

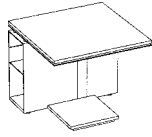
There are also only two container arrangements possible, both for the black and the brown version:

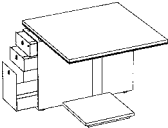
- front: drawers + door / back: closed
- front: 3 drawers / back: closed

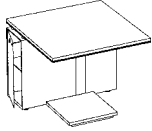
A. M2 DESKS
A.1. M2 DESKS WITH FIXED FOOTREST

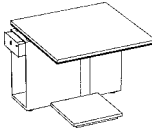
A.1.a. CONTAINER WITH OPEN BACK

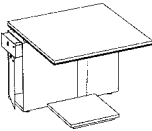
A.1.a.1. Container at the left side

lay out		W x D:1000 x 1000 mm standard height (mm)	finish work surface	code
AL 	front: open, with shelf	766	sand coloured	M2 ALVVZG
	back: open, with shelf	766	aluminium coloured	M2 ALVVVAL
		766	white	M2 ALVVWI
		766	black	M2 ALVVZW
		766	light blue	M2 ALVVLB
		766	green	M2 ALVVGR
		766	blue	M2 ALVVBL
		766	red	M2 ALVVRO
		766	deep blue	M2 ALVVWB
		766	orange	M2 ALVVOR
		766	light orange	M2 ALVVLO
		766	lemon yellow	M2 ALVVCG
		749	etched glass	M2 ALVVGG

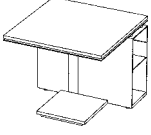
BL 	front: 2 normal and 1 A4 filing drawer	766	sand coloured	M2 BLVVZG
		766	aluminium coloured	M2 BLVVVAL
	back: open, with shelf	766	white	M2 BLVVWI
		766	black	M2 BLVVZW
		766	light blue	M2 BLVVLB
		766	green	M2 BLVVGR
		766	blue	M2 BLVVBL
		766	red	M2 BLVVRO
		766	deep blue	M2 BLVVWB
		766	orange	M2 BLVVOR
		766	light orange	M2 BLVVLO
		766	lemon yellow	M2 BLVVCG
		749	etched glass	M2 BLVVGG

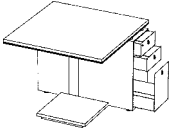
CL 	front: left hinged door shelf & pen tray	766	sand coloured	M2 CLVVZG
		766	aluminium coloured	M2 CLVVVAL
	back: open, with shelf	766	white	M2 CLVVWI
		766	black	M2 CLVVZW
		766	light blue	M2 CLVVLB
		766	green	M2 CLVVGR
		766	blue	M2 CLVVBL
		766	red	M2 CLVVRO
		766	deep blue	M2 CLVVWB
		766	orange	M2 CLVVOR
		766	light orange	M2 CLVVLO
		766	lemon yellow	M2 CLVVCG
		749	etched glass	M2 CLVVGG

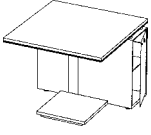
DL 	front: normal drawer, rest open	766	sand coloured	M2 DLVVZG
		766	aluminium coloured	M2 DLVVVAL
	back: open, with shelf	766	white	M2 DLVVWI
		766	black	M2 DLVVZW
		766	light blue	M2 DLVVLB
		766	green	M2 DLVVGR
		766	blue	M2 DLVVBL
		766	red	M2 DLVVRO
		766	deep blue	M2 DLVVWB
		766	orange	M2 DLVVOR
		766	light orange	M2 DLVVLO
		766	lemon yellow	M2 DLVVCG
		749	etched glass	M2 DLVVGG

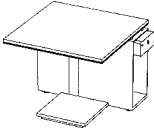
EL 	front: normal drawer left hinged door pen tray	766	sand coloured	M2 ELVVZG
		766	aluminium coloured	M2 ELVVVAL
	back: open, with shelf	766	white	M2 ELVVWI
		766	black	M2 ELVVZW
		766	light blue	M2 ELVVLB
		766	green	M2 ELVVGR
		766	blue	M2 ELVVBL
		766	red	M2 ELVVRO
		766	deep blue	M2 ELVVWB
		766	orange	M2 ELVVOR
		766	light orange	M2 ELVVLO
		766	lemon yellow	M2 ELVVCG
		749	etched glass	M2 ELVVGG

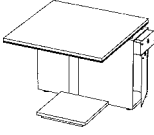
A.1.a.2. Container at the right side

lay out		W x D:1000 x 1000 mm standard height (mm)	finish work surface	code	
AR 	front:	open, with shelf	766	sand coloured	M2 ARVVZG
	back:	open, with shelf	766	aluminium coloured	M2 ARVVAL
			766	white	M2 ARVVWI
			766	black	M2 ARVVZW
			766	light blue	M2 ARVVLB
			766	green	M2 ARVVGR
			766	blue	M2 ARVVBL
			766	red	M2 ARVVRO
			766	deep blue	M2 ARVVWB
			766	orange	M2 ARVVOR
			766	light orange	M2 ARVVLO
			766	lemon yellow	M2 ARVVCG
			749	etched glass	M2 ARVVGG

BR 	front:	2 normal and 1 A4 filing drawer	766	sand coloured	M2 BRVVZG
			766	aluminium coloured	M2 BRVVAL
	back:	open, with shelf	766	white	M2 BRVVWI
			766	black	M2 BRVVZW
			766	light blue	M2 BRVVLB
			766	green	M2 BRVVGR
			766	blue	M2 BRVVBL
			766	red	M2 BRVVRO
			766	deep blue	M2 BRVVWB
			766	orange	M2 BRVVOR
			766	light orange	M2 BRVVLO
			766	lemon yellow	M2 BRVVCG
			749	etched glass	M2 BRVVGG

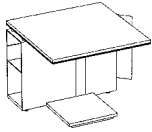
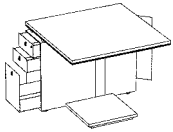
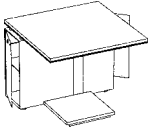
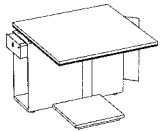
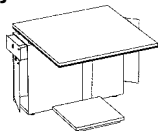
CR 	front:	right hinged door shelf & pen tray	766	sand coloured	M2 CRVVZG
			766	aluminium coloured	M2 CRVVAL
	back:	open, with shelf	766	white	M2 CRVVWI
			766	black	M2 CRVVZW
			766	light blue	M2 CRVVLB
			766	green	M2 CRVVGR
			766	blue	M2 CRVVBL
			766	red	M2 CRVVRO
			766	deep blue	M2 CRVVWB
			766	orange	M2 CRVVOR
			766	light orange	M2 CRVVLO
			766	lemon yellow	M2 CRVVCG
			749	etched glass	M2 CRVVGG

DR 	front:	normal drawer, rest open	766	sand coloured	M2 DRVVZG
			766	aluminium coloured	M2 DRVVAL
	back:	open, with shelf	766	white	M2 DRVVWI
			766	black	M2 DRVVZW
			766	light blue	M2 DRVVLB
			766	green	M2 DRVVGR
			766	blue	M2 DRVVBL
			766	red	M2 DRVVRO
			766	deep blue	M2 DRVVWB
			766	orange	M2 DRVVOR
			766	light orange	M2 DRVVLO
			766	lemon yellow	M2 DRVVCG
			749	etched glass	M2 DRVVGG

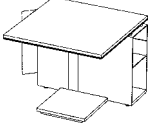
ER 	front:	normal drawer right hinged door pen tray	766	sand coloured	M2 ERVVZG
			766	aluminium coloured	M2 ERVVAL
			766	white	M2 ERVVWI
	back:	open, with shelf	766	black	M2 ERVVZW
			766	light blue	M2 ERVVLB
			766	green	M2 ERVVGR
			766	blue	M2 ERVVBL
			766	red	M2 ERVVRO
			766	deep blue	M2 ERVVWB
			766	orange	M2 ERVVOR
			766	light orange	M2 ERVVLO
			766	lemon yellow	M2 ERVVCG
			749	etched glass	M2 ERVVGG

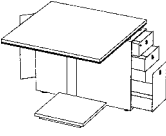
A.1.b. CONTAINER WITH BACK DOOR

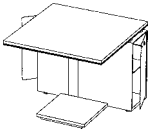
A.1.b.1. Container at the left side

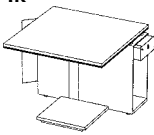
lay out		W x D:1000 x 1000 mm standard height (mm)	finish work surface	code			
FL 	front:	open, with shelf	766	sand coloured	M2 FLVVZG		
	back:	right hinged door with shelf	766	aluminium coloured	M2 FLVVAL		
			766	white	M2 FLVVWI		
	766		766	black	M2 FLVVZW		
			766	light blue	M2 FLVVLB		
			766	green	M2 FLVVGR		
			766	blue	M2 FLVVBL		
			766	red	M2 FLVVRO		
			766	deep blue	M2 FLVVWB		
			766	orange	M2 FLVVOR		
			766	light orange	M2 FLVVLO		
			766	lemon yellow	M2 FLVVCG		
			749	etched glass	M2 FLVVGG		
			GL 	front:	2 normal and 1 A4 filing drawer	766	sand coloured
back:				right hinged door with shelf	766	aluminium coloured	M2 GLVVAL
	766	white			M2 GLVVWI		
766		766		black	M2 GLVVZW		
		766		light blue	M2 GLVVLB		
		766		green	M2 GLVVGR		
		766		blue	M2 GLVVBL		
		766		red	M2 GLVVRO		
		766		deep blue	M2 GLVVWB		
		766		orange	M2 GLVVOR		
		766		light orange	M2 GLVVLO		
		766		lemon yellow	M2 GLVVCG		
		749		etched glass	M2 GLVVGG		
		HL 		front:	left hinged door shelf & pen tray	766	sand coloured
			back:	right hinged door with shelf	766	aluminium coloured	M2 HLVVAL
766	white				M2 HLVVWI		
766			766	black	M2 HLVVZW		
			766	light blue	M2 HLVVLB		
			766	green	M2 HLVVGR		
			766	blue	M2 HLVVBL		
			766	red	M2 HLVVRO		
			766	deep blue	M2 HLVVWB		
			766	orange	M2 HLVVOR		
			766	light orange	M2 HLVVLO		
			766	lemon yellow	M2 HLVVCG		
			749	etched glass	M2 HLVVGG		
			IL 	front:	normal drawer, rest open	766	sand coloured
		back:		right hinged door with shelf	766	aluminium coloured	M2 ILVVAL
766	white				M2 ILVVWI		
766		766		black	M2 ILVVZW		
		766		light blue	M2 ILVVLB		
		766		green	M2 ILVVGR		
		766		blue	M2 ILVVBL		
		766		red	M2 ILVVRO		
		766		deep blue	M2 ILVVWB		
		766		orange	M2 ILVVOR		
		766		light orange	M2 ILVVLO		
		766		lemon yellow	M2 ILVVCG		
		749		etched glass	M2 ILVVGG		
		JL 		front:	normal drawer left hinged door pen tray	766	sand coloured
			back:	right hinged door with shelf	766	aluminium coloured	M2 JLVVAL
766	white				M2 JLVVWI		
766			766	black	M2 JLVVZW		
			766	light blue	M2 JLVVLB		
			766	green	M2 JLVVGR		
			766	blue	M2 JLVVBL		
			766	red	M2 JLVVRO		
			766	deep blue	M2 JLVVWB		
			766	orange	M2 JLVVOR		
			766	light orange	M2 JLVVLO		
			766	lemon yellow	M2 JLVVCG		
			749	etched glass	M2 JLVVGG		

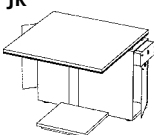
A.1.b.2. Container at the right side

lay out		W x D:1000 x 1000 mm standard height (mm)	finish work surface	code		
FR 	front:	open, with shelf	766	sand coloured	M2 FRVVZG	
	back:	left hinged door with shelf	766	aluminium coloured	M2 FRVVAL	
			766	white	M2 FRVVWI	
				766	black	M2 FRVVZW
				766	light blue	M2 FRVVLB
				766	green	M2 FRVVGR
				766	blue	M2 FRVVBL
				766	red	M2 FRVVRO
				766	deep blue	M2 FRVVWB
				766	orange	M2 FRVVOR
				766	light orange	M2 FRVVLO
				766	lemon yellow	M2 FRVVCG
				749	etched glass	M2 FRVVGG

GR 	front:	2 normal and 1 A4 filing drawer	766	sand coloured	M2 GRVVZG	
	back:	left hinged door with shelf	766	aluminium coloured	M2 GRVVAL	
			766	white	M2 GRVVWI	
				766	black	M2 GRVVZW
				766	light blue	M2 GRVVLB
				766	green	M2 GRVVGR
				766	blue	M2 GRVVBL
				766	red	M2 GRVVRO
				766	deep blue	M2 GRVVWB
				766	orange	M2 GRVVOR
				766	light orange	M2 GRVVLO
				766	lemon yellow	M2 GRVVCG
				749	etched glass	M2 GRVVGG

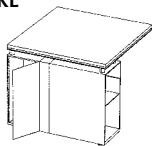
HR 	front:	right hinged door shelf & pen tray	766	sand coloured	M2 HRVVZG	
	back:	left hinged door with shelf	766	aluminium coloured	M2 HRVVAL	
			766	white	M2 HRVVWI	
				766	black	M2 HRVVZW
				766	light blue	M2 HRVVLB
				766	green	M2 HRVVGR
				766	blue	M2 HRVVBL
				766	red	M2 HRVVRO
				766	deep blue	M2 HRVVWB
				766	orange	M2 HRVVOR
				766	light orange	M2 HRVVLO
				766	lemon yellow	M2 HRVVCG
				749	etched glass	M2 HRVVGG

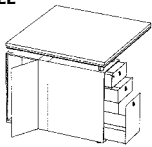
IR 	front:	normal drawer, rest open	766	sand coloured	M2 IRVVZG	
	back:	left hinged door with shelf	766	aluminium coloured	M2 IRVVAL	
			766	white	M2 IRVVWI	
				766	black	M2 IRVVZW
				766	light blue	M2 IRVVLB
				766	green	M2 IRVVGR
				766	blue	M2 IRVVBL
				766	red	M2 IRVVRO
				766	deep blue	M2 IRVVWB
				766	orange	M2 IRVVOR
				766	light orange	M2 IRVVLO
				766	lemon yellow	M2 IRVVCG
				749	etched glass	M2 IRVVGG

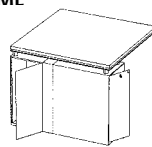
JR 	front:	normal drawer right hinged door	766	sand coloured	M2 JRVVZG	
	back:	left hinged door with shelf	766	aluminium coloured	M2 JRVVAL	
			766	white	M2 JRVVWI	
				766	black	M2 JRVVZW
				766	light blue	M2 JRVVLB
				766	green	M2 JRVVGR
				766	blue	M2 JRVVBL
				766	red	M2 JRVVRO
				766	deep blue	M2 JRVVWB
				766	orange	M2 JRVVOR
				766	light orange	M2 JRVVLO
				766	lemon yellow	M2 JRVVCG
				749	etched glass	M2 JRVVGG

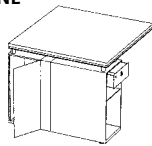
A.1.c. CONTAINER WITH ONE SIDE DOOR AND CLOSED BACK

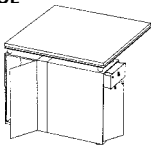
A.1.c.1. Container at the left side

	lay out	W x D:1000 x 1000 mm standard height (mm)	finish work surface	code
KL 	front: open, with shelf	766	sand coloured	M2 KLVVZG
	back: side door	766	aluminium coloured	M2 KLVVAL
		766	white	M2 KLVVWI
		766	black	M2 KLVVZW
		766	light blue	M2 KLVVLB
		766	green	M2 KLVVGR
		766	blue	M2 KLVVBL
		766	red	M2 KLVVRO
		766	deep blue	M2 KLVVWB
		766	orange	M2 KLVVOR
		766	light orange	M2 KLVVLO
		766	lemon yellow	M2 KLVVCG
		749	etched glass	M2 KLVVGG

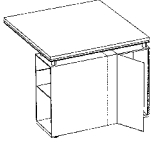
LL 	front: 2 normal and 1 A4 filing drawer	766	sand coloured	M2 LLVVZG
	back: side door	766	aluminium coloured	M2 LLVVAL
		766	white	M2 LLVVWI
		766	black	M2 LLVVZW
		766	light blue	M2 LLVVLB
		766	green	M2 LLVVGR
		766	blue	M2 LLVVBL
		766	red	M2 LLVVRO
		766	deep blue	M2 LLVVWB
		766	orange	M2 LLVVOR
		766	light orange	M2 LLVVLO
		766	lemon yellow	M2 LLVVCG
		749	etched glass	M2 LLVVGG

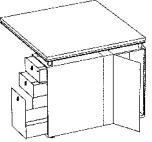
ML 	front: left hinged door shelf & pen tray	766	sand coloured	M2 MLVVZG
	back: side door	766	aluminium coloured	M2 MLVVAL
		766	white	M2 MLVVWI
		766	black	M2 MLVVZW
		766	light blue	M2 MLVVLB
		766	green	M2 MLVVGR
		766	blue	M2 MLVVBL
		766	red	M2 MLVVRO
		766	deep blue	M2 MLVVWB
		766	orange	M2 MLVVOR
		766	light orange	M2 MLVVLO
		766	lemon yellow	M2 MLVVCG
		749	etched glass	M2 MLVVGG

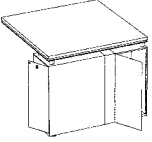
NL 	front: normal drawer, rest open	766	sand coloured	M2 NLVVZG
	back: side door	766	aluminium coloured	M2 NLVVAL
		766	white	M2 NLVVWI
		766	black	M2 NLVVZW
		766	light blue	M2 NLVVLB
		766	green	M2 NLVVGR
		766	blue	M2 NLVVBL
		766	red	M2 NLVVRO
		766	deep blue	M2 NLVVWB
		766	orange	M2 NLVVOR
		766	light orange	M2 NLVVLO
		766	lemon yellow	M2 NLVVCG
		749	etched glass	M2 NLVVGG

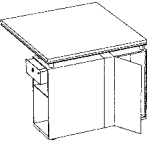
OL 	front: normal drawer left hinged door pen tray	766	sand coloured	M2 OLVVZG
	back: side door	766	aluminium coloured	M2 OLVVAL
		766	white	M2 OLVVWI
		766	black	M2 OLVVZW
		766	light blue	M2 OLVVLB
		766	green	M2 OLVVGR
		766	blue	M2 OLVVBL
		766	red	M2 OLVVRO
		766	deep blue	M2 OLVVWB
		766	orange	M2 OLVVOR
		766	light orange	M2 OLVVLO
		766	lemon yellow	M2 OLVVCG
		749	etched glass	M2 OLVVGG

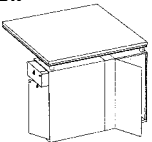
A.1.c.2. Container at the right side

lay out		W x D:1000 x 1000 mm standard height (mm)	finish work surface	code
KR 	front: open, with shelf	766	sand coloured	M2 KRVVZG
	back: side door	766	aluminium coloured	M2 KRVVAL
		766	white	M2 KRVVWI
		766	black	M2 KRVVZW
		766	light blue	M2 KRVVLB
		766	green	M2 KRVVGR
		766	blue	M2 KRVVBL
		766	red	M2 KRVVRO
		766	deep blue	M2 KRVVWB
		766	orange	M2 KRVVOR
		766	light orange	M2 KRVVLO
		766	lemon yellow	M2 KRVVCG
		749	etched glass	M2 KRVVGG

LR 	front: 2 normal and 1 A4 filing drawer	766	sand coloured	M2 LRVVZG
	back: side door	766	aluminium coloured	M2 LRVVAL
		766	white	M2 LRVVWI
		766	black	M2 LRVVZW
		766	light blue	M2 LRVVLB
		766	green	M2 LRVVGR
		766	blue	M2 LRVVBL
		766	red	M2 LRVVRO
		766	deep blue	M2 LRVVWB
		766	orange	M2 LRVVOR
		766	light orange	M2 LRVVLO
		766	lemon yellow	M2 LRVVCG
		749	etched glass	M2 LRVVGG

MR 	front: right hinged door shelf & pen tray	766	sand coloured	M2 MRVVZG
	back: side door	766	aluminium coloured	M2 MRVVAL
		766	white	M2 MRVVWI
		766	black	M2 MRVVZW
		766	light blue	M2 MRVVLB
		766	green	M2 MRVVGR
		766	blue	M2 MRVVBL
		766	red	M2 MRVVRO
		766	deep blue	M2 MRVVWB
		766	orange	M2 MRVVOR
		766	light orange	M2 MRVVLO
		766	lemon yellow	M2 MRVVCG
		749	etched glass	M2 MRVVGG

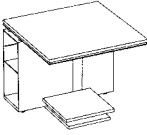
NR 	front: normal drawer, rest open	766	sand coloured	M2 NRVVZG
	back: side door	766	aluminium coloured	M2 NRVVAL
		766	white	M2 NRVVWI
		766	black	M2 NRVVZW
		766	light blue	M2 NRVVLB
		766	green	M2 NRVVGR
		766	blue	M2 NRVVBL
		766	red	M2 NRVVRO
		766	deep blue	M2 NRVVWB
		766	orange	M2 NRVVOR
		766	light orange	M2 NRVVLO
		766	lemon yellow	M2 NRVVCG
		749	etched glass	M2 NRVVGG

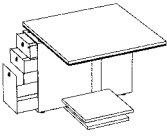
OR 	front: normal drawer right hinged door pen tray	766	sand coloured	M2 ORVVZG
	back: side door	766	aluminium coloured	M2 ORVVAL
		766	white	M2 ORVVWI
		766	black	M2 ORVVZW
		766	light blue	M2 ORVVLB
		766	green	M2 ORVVGR
		766	blue	M2 ORVVBL
		766	red	M2 ORVVRO
		766	deep blue	M2 ORVVWB
		766	orange	M2 ORVVOR
		766	light orange	M2 ORVVLO
		766	lemon yellow	M2 ORVVCG
		749	etched glass	M2 ORVVGG

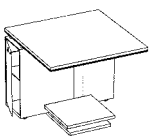
A.2. M2 DESKS WITH HEIGHT ADJUSTABLE FOOTREST

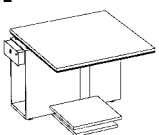
A.2.a. CONTAINER WITH OPEN BACK

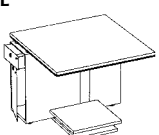
A.2.a.1. Container at the left side

lay out		W x D:1000 x 1000 mm standard height (mm)	finish work surface	code	
AL 	front:	open, with shelf	766	sand coloured	M2 ALHVZG
	back:	open, with shelf	766	aluminium coloured	M2 ALHVAL
			766	white	M2 ALHVWI
			766	black	M2 ALHVZW
			766	light blue	M2 ALHVLB
			766	green	M2 ALHVGR
			766	blue	M2 ALHVBL
			766	red	M2 ALHVRO
			766	deep blue	M2 ALHVWB
			766	orange	M2 ALHVOR
			766	light orange	M2 ALHVLO
			766	lemon yellow	M2 ALHVCG
			749	etched glass	M2 ALHVGG

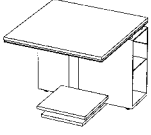
BL 	front:	2 normal and 1 A4 filing drawer	766	sand coloured	M2 BLHVZG
			766	aluminium coloured	M2 BLHVAL
	back:	open, with shelf	766	white	M2 BLHVWI
			766	black	M2 BLHVZW
			766	light blue	M2 BLHVLB
			766	green	M2 BLHVGR
			766	blue	M2 BLHVBL
			766	red	M2 BLHVRO
			766	deep blue	M2 BLHVWB
			766	orange	M2 BLHVOR
			766	light orange	M2 BLHVLO
			766	lemon yellow	M2 BLHVCG
			749	etched glass	M2 BLHVGG

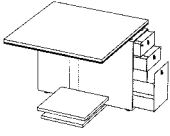
CL 	front:	left hinged door shelf & pen tray	766	sand coloured	M2 CLHVZG
			766	aluminium coloured	M2 CLHVAL
	back:	open, with shelf	766	white	M2 CLHVWI
			766	black	M2 CLHVZW
			766	light blue	M2 CLHVLB
			766	green	M2 CLHVGR
			766	blue	M2 CLHVBL
			766	red	M2 CLHVRO
			766	deep blue	M2 CLHVWB
			766	orange	M2 CLHVOR
			766	light orange	M2 CLHVLO
			766	lemon yellow	M2 CLHVCG
			749	etched glass	M2 CLHVGG

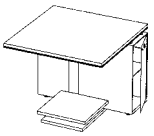
DL 	front:	normal drawer, rest open	766	sand coloured	M2 DLHVZG
			766	aluminium coloured	M2 DLHVAL
	back:	open, with shelf	766	white	M2 DLHVWI
			766	black	M2 DLHVZW
			766	light blue	M2 DLHVLB
			766	green	M2 DLHVGR
			766	blue	M2 DLHVBL
			766	red	M2 DLHVRO
			766	deep blue	M2 DLHVWB
			766	orange	M2 DLHVOR
			766	light orange	M2 DLHVLO
			766	lemon yellow	M2 DLHVCG
			749	etched glass	M2 DLHVGG

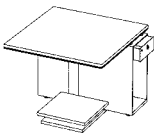
EL 	front:	normal drawer left hinged door pen tray	766	sand coloured	M2 ELHVZG
			766	aluminium coloured	M2 ELHVAL
	back:	open, with shelf	766	white	M2 ELHVWI
			766	black	M2 ELHVZW
			766	light blue	M2 ELHVLB
			766	green	M2 ELHVGR
			766	blue	M2 ELHVBL
			766	red	M2 ELHVRO
			766	deep blue	M2 ELHVWB
			766	orange	M2 ELHVOR
			766	light orange	M2 ELHVLO
			766	lemon yellow	M2 ELHVCG
			749	etched glass	M2 ELHVGG

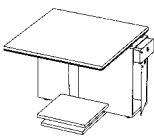
A.2.a.2. Container at the right side

lay out		W x D:1000 x 1000 mm standard height (mm)	finish work surface	code	
AR 	front:	open, with shelf	766	sand coloured	M2 ARHVZG
	back:	open, with shelf	766	aluminium coloured	M2 ARHVAL
			766	white	M2 ARHVWI
			766	black	M2 ARHVZW
			766	light blue	M2 ARHVLB
			766	green	M2 ARHVGR
			766	blue	M2 ARHVBL
			766	red	M2 ARHVRO
			766	deep blue	M2 ARHVWB
			766	orange	M2 ARHVOR
			766	light orange	M2 ARHVLO
			766	lemon yellow	M2 ARHVCG
			749	etched glass	M2 ARHVGG

BR 	front:	2 normal and 1 A4 filing drawer	766	sand coloured	M2 BRHVZG
	back:	open, with shelf	766	aluminium coloured	M2 BRHVAL
			766	white	M2 BRHVWI
			766	black	M2 BRHVZW
			766	light blue	M2 BRHVLB
			766	green	M2 BRHVGR
			766	blue	M2 BRHVBL
			766	red	M2 BRHVRO
			766	deep blue	M2 BRHVWB
			766	orange	M2 BRHVOR
			766	light orange	M2 BRHVLO
			766	lemon yellow	M2 BRHVCG
			749	etched glass	M2 BRHVGG

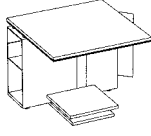
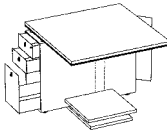
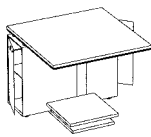
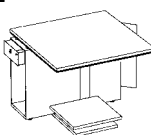
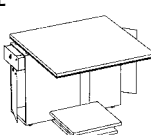
CR 	front:	right hinged door shelf & pen tray	766	sand coloured	M2 CRHVZG
	back:	open, with shelf	766	aluminium coloured	M2 CRHVAL
			766	white	M2 CRHVWI
			766	black	M2 CRHVZW
			766	light blue	M2 CRHVLB
			766	green	M2 CRHVGR
			766	blue	M2 CRHVBL
			766	red	M2 CRHVRO
			766	deep blue	M2 CRHVWB
			766	orange	M2 CRHVOR
			766	light orange	M2 CRHVLO
			766	lemon yellow	M2 CRHVCG
			749	etched glass	M2 CRHVGG

DR 	front:	normal drawer, rest open	766	sand coloured	M2 DRHVZG
	back:	open, with shelf	766	aluminium coloured	M2 DRHVAL
			766	white	M2 DRHVWI
			766	black	M2 DRHVZW
			766	light blue	M2 DRHVLB
			766	green	M2 DRHVGR
			766	blue	M2 DRHVBL
			766	red	M2 DRHVRO
			766	deep blue	M2 DRHVWB
			766	orange	M2 DRHVOR
			766	light orange	M2 DRHVLO
			766	lemon yellow	M2 DRHVCG
			749	etched glass	M2 DRHVGG

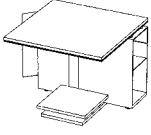
ER 	front:	normal drawer right hinged door pen tray	766	sand coloured	M2 ERHVZG
	back:	open, with shelf	766	aluminium coloured	M2 ERHVAL
			766	white	M2 ERHVWI
			766	black	M2 ERHVZW
			766	light blue	M2 ERHVLB
			766	green	M2 ERHVGR
			766	blue	M2 ERHVBL
			766	red	M2 ERHVRO
			766	deep blue	M2 ERHVWB
			766	orange	M2 ERHVOR
			766	light orange	M2 ERHVLO
			766	lemon yellow	M2 ERHVCG
			749	etched glass	M2 ERHVGG

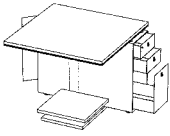
A.2.b. CONTAINER WITH BACK DOOR

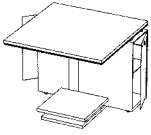
A.2.b.1. Container at the left side

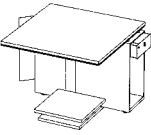
lay out		W x D:1000 x 1000 mm standard height (mm)	finish work surface	code			
FL 	front:	open, with shelf	766	sand coloured	M2 FLHVZG		
	back:	right hinged door with shelf	766	aluminium coloured	M2 FLHVAL		
			766	white	M2 FLHVWI		
	766		black	M2 FLHVZW			
			light blue	M2 FLHVLB			
			green	M2 FLHVGR			
			blue	M2 FLHVBL			
			red	M2 FLHVRO			
			deep blue	M2 FLHVWB			
			orange	M2 FLHVOR			
			light orange	M2 FLHVLO			
			lemon yellow	M2 FLHVCG			
			749	etched glass	M2 FLHVGG		
			GL 	front:	2 normal and 1 A4 filing drawer	766	sand coloured
back:				right hinged door with shelf	766	aluminium coloured	M2 GLHVAL
	766	white			M2 GLHVWI		
766		black		M2 GLHVZW			
		light blue		M2 GLHVLB			
		green		M2 GLHVGR			
		blue		M2 GLHVBL			
		red		M2 GLHVRO			
		deep blue		M2 GLHVWB			
		orange		M2 GLHVOR			
		light orange		M2 GLHVLO			
		lemon yellow		M2 GLHVCG			
		749		etched glass	M2 GLHVGG		
		HL 		front:	left hinged door shelf & pen tray	766	sand coloured
			back:	right hinged door with shelf	766	aluminium coloured	M2 HLHVAL
766	white				M2 HLHVWI		
766			black	M2 HLHVZW			
			light blue	M2 HLHVLB			
			green	M2 HLHVGR			
			blue	M2 HLHVBL			
			red	M2 HLHVRO			
			deep blue	M2 HLHVWB			
			orange	M2 HLHVOR			
			light orange	M2 HLHVLO			
			lemon yellow	M2 HLHVCG			
			749	etched glass	M2 HLHVGG		
			IL 	front:	normal drawer, rest open	766	sand coloured
		back:		right hinged door with shelf	766	aluminium coloured	M2 ILHVAL
766	white				M2 ILHVWI		
766		black		M2 ILHVZW			
		light blue		M2 ILHVLB			
		green		M2 ILHVGR			
		blue		M2 ILHVBL			
		red		M2 ILHVRO			
		deep blue		M2 ILHVWB			
		orange		M2 ILHVOR			
		light orange		M2 ILHVLO			
		lemon yellow		M2 ILHVCG			
		749		etched glass	M2 ILHVGG		
		JL 		front:	normal drawer left hinged door pen tray	766	sand coloured
			back:	right hinged door with shelf	766	aluminium coloured	M2 JLHVAL
766	white				M2 JLHVWI		
766			black	M2 JLHVZW			
			light blue	M2 JLHVLB			
			green	M2 JLVGR			
			blue	M2 JLHVBL			
			red	M2 JLHVRO			
			deep blue	M2 JLHVWB			
			orange	M2 JLHVOR			
			light orange	M2 JLHVLO			
			lemon yellow	M2 JLHVCG			
			749	etched glass	M2 JLHVGG		

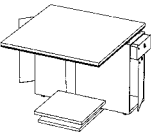
A.2.b.2. Container at the right side

lay out		W x D:1000 x 1000 mm standard height (mm)	finish work surface	code	
FR 	front:	open, with shelf	766	sand coloured	M2 FRHVZG
	back:	left hinged door with shelf	766	aluminium coloured	M2 FRHVAL
			766	white	M2 FRHVWI
			766	black	M2 FRHVZW
			766	light blue	M2 FRHVLB
			766	green	M2 FRHVGR
			766	blue	M2 FRHVBL
			766	red	M2 FRHVRO
			766	deep blue	M2 FRHVWB
			766	orange	M2 FRHVOR
			766	light orange	M2 FRHVLO
			766	lemon yellow	M2 FRHVCG
			749	etched glass	M2 FRHVGG

GR 	front:	2 normal and 1 A4 filing drawer	766	sand coloured	M2 GRHVZG
	back:	left hinged door with shelf	766	aluminium coloured	M2 GRHVAL
			766	white	M2 GRHVWI
			766	black	M2 GRHVZW
			766	light blue	M2 GRHVLB
			766	green	M2 GRHVGR
			766	blue	M2 GRHVBL
			766	red	M2 GRHVRO
			766	deep blue	M2 GRHVWB
			766	orange	M2 GRHVOR
			766	light orange	M2 GRHVLO
			766	lemon yellow	M2 GRHVCG
			749	etched glass	M2 GRHVGG

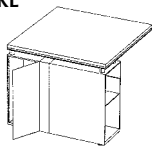
HR 	front:	right hinged door shelf & pen tray	766	sand coloured	M2 HRHVZG
	back:	left hinged door with shelf	766	aluminium coloured	M2 HRHVAL
			766	white	M2 HRHVWI
			766	black	M2 HRHVZW
			766	light blue	M2 HRHVLB
			766	green	M2 HRHVGR
			766	blue	M2 HRHVBL
			766	red	M2 HRHVRO
			766	deep blue	M2 HRHVWB
			766	orange	M2 HRHVOR
			766	light orange	M2 HRHVLO
			766	lemon yellow	M2 HRHVCG
			749	etched glass	M2 HRHVGG

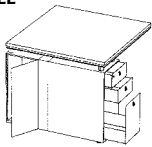
IR 	front:	normal drawer, rest open	766	sand coloured	M2 IRHVZG
	back:	left hinged door with shelf	766	aluminium coloured	M2 IRHVAL
			766	white	M2 IRHVWI
			766	black	M2 IRHVZW
			766	light blue	M2 IRHVLB
			766	green	M2 IRHVGR
			766	blue	M2 IRHVBL
			766	red	M2 IRHVRO
			766	deep blue	M2 IRHVWB
			766	orange	M2 IRHVOR
			766	light orange	M2 IRHVLO
			766	lemon yellow	M2 IRHVCG
			749	etched glass	M2 IRHVGG

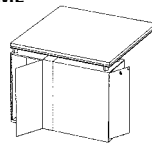
JR 	front:	normal drawer right hinged door pen tray	766	sand coloured	M2 JRVZG
	back:	left hinged door with shelf	766	aluminium coloured	M2 JRHVAL
			766	white	M2 JRHVWI
			766	black	M2 JRVZG
			766	light blue	M2 JRHVLB
			766	green	M2 JRVGR
			766	blue	M2 JRHVBL
			766	red	M2 JRVRO
			766	deep blue	M2 JRVWB
			766	orange	M2 JRVOR
			766	light orange	M2 JRVLO
			766	lemon yellow	M2 JRVCG
			749	etched glass	M2 JRVGG

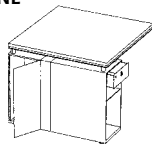
A.2.c. CONTAINER WITH ONE SIDE DOOR AND CLOSED BACK

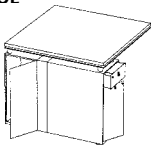
A.2.c.1. Container at the left side

	lay out	W x D:1000 x 1000 mm standard height (mm)	finish work surface	code
KL 	front: open, with shelf	766	sand coloured	M2 KLHVZG
	back: side door	766	aluminium coloured	M2 KLHVAL
		766	white	M2 KLHVWI
		766	black	M2 KLHVZW
		766	light blue	M2 KLHVLB
		766	green	M2 KLHVGR
		766	blue	M2 KLHVBL
		766	red	M2 KLHVRO
		766	deep blue	M2 KLHVWB
		766	orange	M2 KLHVOR
		766	light orange	M2 KLHVLO
		766	lemon yellow	M2 KLHVCG
		749	etched glass	M2 KLHVGG

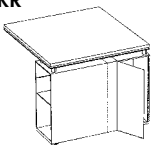
LL 	front: 2 normal and 1 A4 filing drawer	766	sand coloured	M2 LLHVZG
	back: side door	766	aluminium coloured	M2 LLHVAL
		766	white	M2 LLHVWI
		766	black	M2 LLHVZW
		766	light blue	M2 LLHVLB
		766	green	M2 LLHVGR
		766	blue	M2 LLHVBL
		766	red	M2 LLHVRO
		766	deep blue	M2 LLHVWB
		766	orange	M2 LLHVOR
		766	light orange	M2 LLHVLO
		766	lemon yellow	M2 LLHVCG
		749	etched glass	M2 LLHVGG

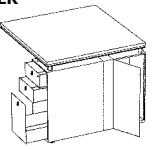
ML 	front: left hinged door shelf & pen tray	766	sand coloured	M2 MLHVZG
	back: side door	766	aluminium coloured	M2 MLHVAL
		766	white	M2 MLHVWI
		766	black	M2 MLHVZW
		766	light blue	M2 MLHVLB
		766	green	M2 MLHVGR
		766	blue	M2 MLHVBL
		766	red	M2 MLHVRO
		766	deep blue	M2 MLHVWB
		766	orange	M2 MLHVOR
		766	light orange	M2 MLHVLO
		766	lemon yellow	M2 MLHVCG
		749	etched glass	M2 MLHVGG

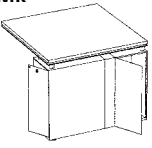
NL 	front: normal drawer, rest open	766	sand coloured	M2 NLHVZG
	back: side door	766	aluminium coloured	M2 NLHVAL
		766	white	M2 NLHVWI
		766	black	M2 NLHVZW
		766	light blue	M2 NLHVLB
		766	green	M2 NLHVGR
		766	blue	M2 NLHVBL
		766	red	M2 NLHVRO
		766	deep blue	M2 NLHVWB
		766	orange	M2 NLHVOR
		766	light orange	M2 NLHVLO
		766	lemon yellow	M2 NLHVCG
		749	etched glass	M2 NLHVGG

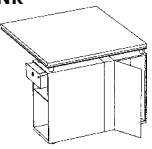
OL 	front: normal drawer left hinged door pen tray	766	sand coloured	M2 OLHVZG
	back: side door	766	aluminium coloured	M2 OLHVAL
		766	white	M2 OLHVWI
		766	black	M2 OLHVZW
		766	light blue	M2 OLHVLB
		766	green	M2 OLHVGR
		766	blue	M2 OLHVBL
		766	red	M2 OLHVRO
		766	deep blue	M2 OLHVWB
		766	orange	M2 OLHVOR
		766	light orange	M2 OLHVLO
		766	lemon yellow	M2 OLHVCG
		749	etched glass	M2 OLHVGG

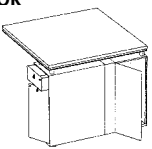
A.2.c.2. Container at the right side

lay out		W x D:1000 x 1000 mm standard height (mm)	finish work surface	code
KR 	front: open, with shelf	766	sand coloured	M2 KRHVZG
	back: side door	766	aluminium coloured	M2 KRHVAL
		766	white	M2 KRHVWI
		766	black	M2 KRHVZW
		766	light blue	M2 KRHVLB
		766	green	M2 KRHVGR
		766	blue	M2 KRHVBL
		766	red	M2 KRHVRO
		766	deep blue	M2 KRHVWB
		766	orange	M2 KRHVOR
		766	light orange	M2 KRHVLO
		766	lemon yellow	M2 KRHVCG
		749	etched glass	M2 KRHVGG


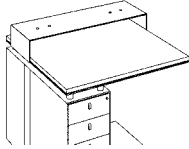
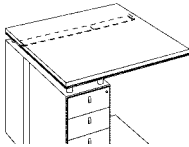
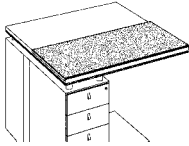
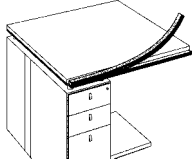
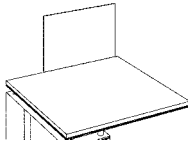
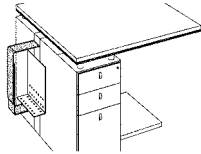
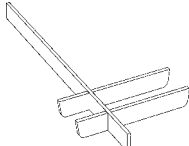
LR 	front: 2 normal and 1 A4 filing drawer	766	sand coloured	M2 LRHVZG
	back: side door	766	aluminium coloured	M2 LRHVAL
		766	white	M2 LRHVWI
		766	black	M2 LRHVZW
		766	light blue	M2 LRHVLB
		766	green	M2 LRHVGR
		766	blue	M2 LRHVBL
		766	red	M2 LRHVRO
		766	deep blue	M2 LRHVWB
		766	orange	M2 LRHVOR
		766	light orange	M2 LRHVLO
		766	lemon yellow	M2 LRHVCG
		749	etched glass	M2 LRHVGG

MR 	front: right hinged door shelf & pen tray	766	sand coloured	M2 MRHVZG
	back: side door	766	aluminium coloured	M2 MRHVAL
		766	white	M2 MRHVWI
		766	black	M2 MRHVZW
		766	light blue	M2 MRHVLB
		766	green	M2 MRHVGR
		766	blue	M2 MRHVBL
		766	red	M2 MRHVRO
		766	deep blue	M2 MRHVWB
		766	orange	M2 MRHVOR
		766	light orange	M2 MRHVLO
		766	lemon yellow	M2 MRHVCG
		749	etched glass	M2 MRHVGG

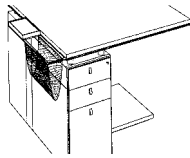
NR 	front: normal drawer, rest open	766	sand coloured	M2 NRHVZG
	back: side door	766	aluminium coloured	M2 NRHVAL
		766	white	M2 NRHVWI
		766	black	M2 NRHVZW
		766	light blue	M2 NRHVLB
		766	green	M2 NRHVGR
		766	blue	M2 NRHVBL
		766	red	M2 NRHVRO
		766	deep blue	M2 NRHVWB
		766	orange	M2 NRHVOR
		766	light orange	M2 NRHVLO
		766	lemon yellow	M2 NRHVCG
		749	etched glass	M2 NRHVGG

OR 	front: normal drawer right hinged door pen tray	766	sand coloured	M2 ORHVZG
	back: side door	766	aluminium coloured	M2 ORHVAL
		766	white	M2 ORHVWI
		766	black	M2 ORHVZW
		766	light blue	M2 ORHVLB
		766	green	M2 ORHVGR
		766	blue	M2 ORHVBL
		766	red	M2 ORHVRO
		766	deep blue	M2 ORHVWB
		766	orange	M2 ORHVOR
		766	light orange	M2 ORHVLO
		766	lemon yellow	M2 ORHVCG
		749	etched glass	M2 ORHVGG

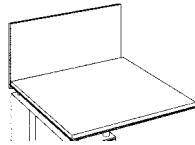
A.3. ACCESSORIES FOR M2 DESKS

		dimensions in mm	finish	code
A.3.1. 	Height adjustment set of 20 mm high To obtain a desk height of 746 or 786 mm		steel, epoxy coated RAL 7036	M2 Riset4
A.3.2. 	Third level For the computer screen. Height adjustable from 90 till 150 mm for 25 mm thick work surfaces and from 107 till 167 mm for glass work surface With possibility to build in a lamp.	1032 x 330 mm	steel, epoxy coated RAL 7036	M2 BR98
A.3.3. 	Wire support Wire support which holds the wiring against the bottom of the work surface.		elastic material black	M2 KG
A.3.4. 	Desk pad Sliding metal mat with desk pad in linoleum.	1000 x 500 mm	steel, epoxy coated RAL 7036	M2 OL
A.3.5. 	Pen tray wrist support Pen tray with rubber insert for wrist support over the whole width or over 600 mm.	1000 x 50	steel, epoxy coated RAL 7036	M2 PE10 M2 PE06
A.3.6. 	Screen Metal screen, to hide the monitor's back. 664 mm high, from which 263 mm under the work surface.	664 x 664 mm H	steel, epoxy coated RAL 7036	M2 WA2
A.3.7. 	Horizontal or vertical CPU holder			M2 CP
A.3.8. 	Drawer separation since September 2000 included in every upper drawer		black	M2 LV

		dimensions in mm	finish	code
A.3.9.	Mailbag and pen tray			M2 PFACC



A.3.10.	Screen in fabric	960 x 450 mm	black	M2 WA10ST11
			grey	M2 WA10ST12



Screen in cord	960 x 450 mm	red	M2 WA10ST21
		grey	M2 WA10ST22
		blue	M2 WA10ST23
		black	M2 WA10ST24
		brown	M2 WA10ST25
		white	M2 WA10ST26

A.4. FOOTREST FOR M2 DESKS

M2 desks, purchased before August 2000, can be equipped with the height adjustable footrest. Therefore you have to exchange footrest and support.

M2 desks with a fixed footrest, purchased after August 2000, can be replaced by a version with height adjustable footrest. Therefore you only have to exchange the footrest. The steel support can be maintained.

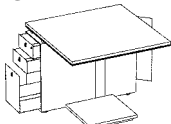
A.4.1	Steel support for fixed or height adjustable footrest		code
			M2 SP2

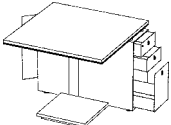
A.4.2	Fixed footrest	500 x 500 mm		M2 VV
--------------	-----------------------	--------------	--	-------

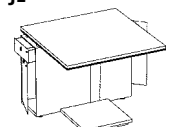
A.4.3	Adjustable footrest	500 x 500 mm		M2 HV
--------------	----------------------------	--------------	--	-------

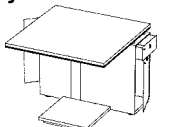
A.5. M2 INFINITY

A.5.1. M2 INFINITY - DESKS

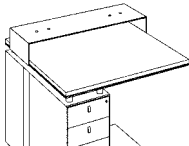
		W x D: 1000 x 1000 mm standard height (mm)	finish work surface	code	
GL 	front:	2 normal and 1 A4 filing drawer	766	brown	M2 GLINBR
			766	black	M2 GLINZW
	back:	right hinged door with shelf			

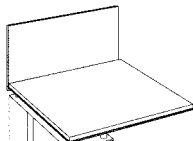
GR 	front:	2 normal and 1 A4 filing drawer	766	brown	M2 GRINBR
			766	black	M2 GRINZW
	back:	left hinged door with shelf			

JL 	front:	normal drawer left hinged door	766	brown	M2 JLINBR
		pen tray	766	black	M2 JLINZW
	back:	right hinged door with shelf			

JR 	front:	normal drawer right hinged door	766	brown	M2 JRINBR
		pen tray	766	black	M2 JRINZW
	back:	left hinged door with shelf			

A.5.2. M2 INFINITY - ACCESSORIES

A.5.2.a. 	Third level	1032 x 330 mm	metal	M2 BRIN
	For the computer screen. Height adjustable from 109 till 1169 mm			

A.5.2.b. 	Felt screen	960 x 450 mm	black	M2 WA10ST11

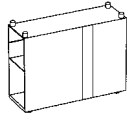
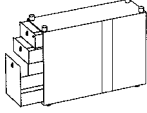
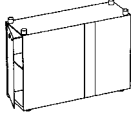
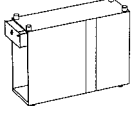
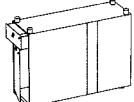
B. M DESKS

B.1. WORK SURFACES M DESKS		dimensions in mm W x D x H	finish	code
B.1.1.	Work surface 1664	1664 x 1000 x 750	sand coloured	M 17ZG11
			aluminium coloured	M 17AL11
			white	M 17WI11
			black	M 17ZW11
			walnut veneer	M 17NN11
			cherry veneer	M 17KE11
			hornbeam veneer	M 17HB11
			etched glass	M 17GG11
B.1.2.	Work surface 2328	2328 x 1000 x 750	sand coloured	M 24ZG1001
			aluminium coloured	M 24AL1001
			white	M 24WI1001
			black	M 24ZW1001
			walnut veneer	M 24NN1001
			cherry veneer	M 24KE1001
			hornbeam veneer	M 24HB1001
			etched glass	M 24GG1001
B.1.3.	Work surface 2992	2992 x 1000 x 750	sand coloured	M 30ZG100001
			aluminium coloured	M 30AL100001
			white	M 30WI100001
			black	M 30ZW100001
			walnut veneer	M 30NN100001
			cherry veneer	M 30KE100001
			hornbeam veneer	M 30HB100001

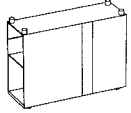
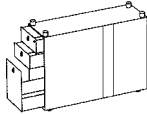
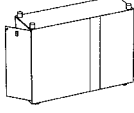
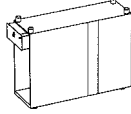
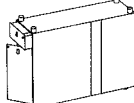
Due to natural forces the 2992 mm wide work surface may sag for about 4 mm.

B.2. CONTAINERS FOR M DESKS

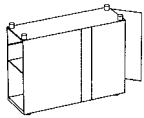
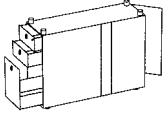
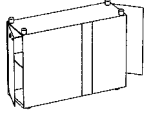
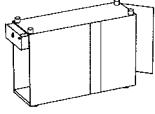
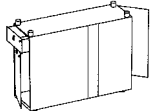
B.2.1. Containers, open at the back, to be placed at the left side

		dimensions W x D x H	finish	code
 <p>KA01</p>	front: open, with shelf	330 x 1000 x 640	black	M2 KA01
	back: open, with shelf			
 <p>KA02</p>	front: 2 normal drawers + 1 A4 filing drawer	330 x 1000 x 640	black	M2 KA02
	back: open, with shelf			
 <p>KA03</p>	front: left hinged door shelf + pen tray	330 x 1000 x 640	black	M2 KA03
	back: open, with shelf			
 <p>KA05</p>	front: normal drawer rest open	330 x 1000 x 640	black	M2 KA05
	back: open, with shelf			
 <p>KA06</p>	front: normal drawer left hinged door pen tray	330 x 1000 x 640	black	M2 KA06
	back: open, with shelf			

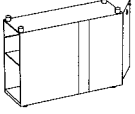
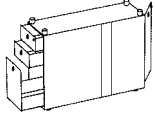
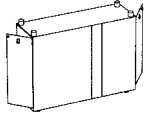
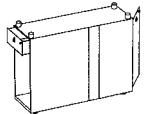
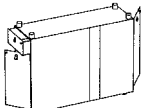
B.2.2. Containers, open at the back, to be placed at the right side

 <p>KA01</p>	front: open, with shelf	330 x 1000 x 640	black	M2 KA01
	back: open, with shelf			
 <p>KA02</p>	front: 2 normal drawers 1 A4 filing drawer	330 x 1000 x 640	black	M2 KA02
	back: open, with shelf			
 <p>KA04</p>	front: right hinged door shelf and pen tray	330 x 1000 x 640	black	M2 KA04
	back: open, with shelf			
 <p>KA05</p>	front: normal drawer rest open	330 x 1000 x 640	black	M2 KA05
	back: open, with shelf			
 <p>KA07</p>	front: normal drawer right hinged door pen tray	330 x 1000 x 640	black	M2 KA07
	back: open, with shelf			

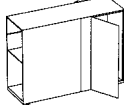
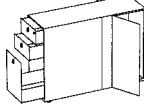
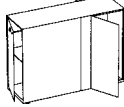
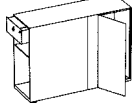
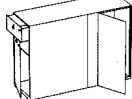
B.2.3. Containers, with a door at the back, to be placed at the left side

		dimensions W x D x H	finish	code
	front: open, with shelf	330 x 1000 x 640	black	M2 KA08
	back: right hinged door with shelf			
	front: 2 normal drawers and 1 A4 filing drawer	330 x 1000 x 640	black	M2 KA10
	back: right hinged door with shelf			
	front: left hinged door shelf & pen tray	330 x 1000 x 640	black	M2 KA12
	back: right hinged door with shelf			
	front: normal drawer rest open	330 x 1000 x 640	black	M2 KA14
	back: right hinged door with shelf			
	front: normal drawer left hinged door pen tray	330 x 1000 x 640	black	M2 KA16
	back: right hinged door with shelf			

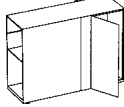
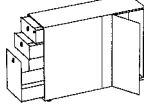
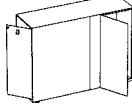
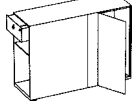
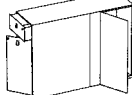
B.2.4. Containers, with a door at the back, to be placed at the right side


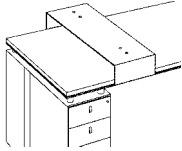
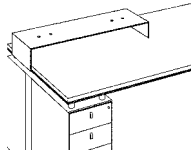
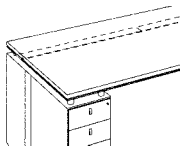
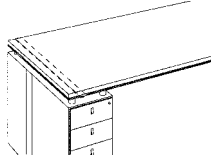


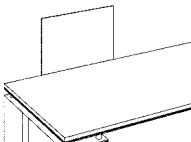
	front: open, with shelf	330 x 1000 x 640	black	M2 KA09
	back: left hinged door with shelf			
	front: 2 normal drawers and 1 A4 filing drawer	330 x 1000 x 640	black	M2 KA11
	back: left hinged door with shelf			
	front: right hinged door, shelf & pen tray	330 x 1000 x 640	black	M2 KA13
	back: left hinged door with shelf			
	front: normal drawer rest open	330 x 1000 x 640	black	M2 KA15
	back: left hinged door with shelf			
	front: normal drawer right hinged door pen tray	330 x 1000 x 640	black	M2 KA17
	back: left hinged door with shelf			

B.2.5. Containers, with two side-doors and closed back, to be placed at the left side

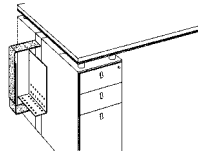
		dimensions W x D x H	finish	code
	front: open, with shelf	330 x 1000 x 640	black	M2 KA18
	back: side door			
	front: 2 normal drawers and 1 A4 filing drawer	330 x 1000 x 640	black	M2 KA19
	back: side door			
	front: left hinged door shelf & pen tray	330 x 1000 x 640	black	M2 KA21
	back: side door			
	front: normal drawer rest open	330 x 1000 x 640	black	M2 KA22
	back: side door			
	front: normal drawer left hinged door pen tray	330 x 1000 x 640	black	M2 KA24
	back: side door			

B.2.6. Containers, with two side-doors and closed back, to be placed at the right side

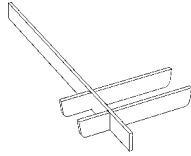
	front: open, with shelf	330 x 1000 x 640	black	M2 KA18
	back: side door			
	front: 2 normal drawers and 1 A4 filing drawer	330 x 1000 x 640	black	M2 KA19
	back: side door			
	front: right turning hinged door, shelf & pen tray	330 x 1000 x 640	black	M2 KA20
	back: side door			
	front: normal drawer rest open	330 x 1000 x 640	black	M2 KA22
	back: side door			
	front: normal drawer right hinged door pen tray	330 x 1000 x 640	black	M2 KA23
	back: side door			

B.3. ACCESSORIES FOR M DESKS		dimensions (W x D x H)	finish	code
B.3.1. 	Height adjustment set of 20 mm high To obtain a desk height of 730 or 770 mm		steel, epoxy coated RAL 7036	M2 Riset4
B.3.2. B.3.2.a. 	Third level in the depth For the computer screen. Height adjustable from 90 till 150 mm. With possibility to build in a lamp.	1032 x 330 mm	steel, epoxy coated RAL 7036	M2 BR98
B.3.2.b. 	Third level To put on the computer screen With possibility to build in a lamp Not height adjustable		steel, epoxy coated RAL 7036	M BR98
B.3.3.a. 	Wire support Wire support which holds the wiring against the bottom of the work surface. Only in the width		elastic material	M17 KG
			black	M24 KG
				M30 KG
B.3.3.b. 	Wire support Wire support which holds the wiring against the bottom of the work surface. Only in the depth		elastic material	M2 KG
			black	
B.3.4. 	Desk pad Sliding metal mat with desk pad in linoleum. Only in the depth	1000 x 500 mm	steel, epoxy coated RAL 7036	M2 OL
B.3.5. 	Pen tray wrist support Pen tray with rubber insert for wrist support over the whole width or over 600 mm.	1000 x 50	steel, epoxy coated RAL 7036	M2 PE10
				M2 PE06
B.3.6. 	Screen Metal screen, to hide the monitor's back 664 mm high from which 263 mm under the work surface	664 x 664 mm H	steel, epoxy coated RAL 7036	M2 WA2

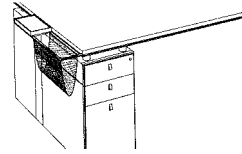
	dimensions (W x D x H)	finish	code
B.3.7.	Horizontal or vertical CPU holder		M2 CP

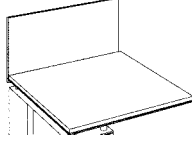


B.3.8.	Drawer separation since September 2000 included in every upper drawer	black	M2 LV
---------------	---	-------	-------




B.3.9.	Mailbag with pen tray		M2 PFACC
---------------	------------------------------	--	----------



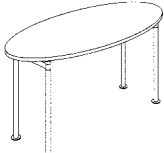
B.3.10. 	Screen in fabric	960 x 450 mm	black	M2 WA10ST11
			grey	M2 WA10ST12
	Screen in cord	960 x 450 mm	red	M2 WA10ST21
			grey	M2 WA10ST22
			blue	M2 WA10ST23
			black	M2 WA10ST24
			brown	M2 WA10ST25
			white	M2 WA10ST26

C OCCASIONAL TABLES

C.1.	egg shaped	dimensions in mm	finish	code
		W x D x H		
		970 x 750 x 748	etched glass	MT EIGG
		970 x 750 x 770	marble	MT EIMA
		970 x 750 x 765	hornbeam veneer	MT EIHB
		970 x 750 x 765	cherry veneer	MT EIKE
		970 x 750 x 765	walnut veneer	MT EINN
		970 x 750 x 765	white melamine	MT EIWI
		970 x 750 x 765	aluminium coloured	MT EiAL

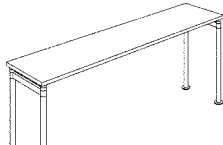


height adjustment set for egg shaped tables		MT Riset3
3 rings	height + or - 20 mm	

C.2.	elliptical	dimensions in mm	finish	code				
		W x D x H						
						1750 x 850 x 748	etched glass	MT ELGG
						1750 x 850 x 770	marble	MT ELMA
						1750 x 850 x 765	hornbeam veneer	MT ELHB
						1750 x 850 x 765	cherry veneer	MT ELKE
						1750 x 850 x 765	walnut veneer	MT ELNN
						1750 x 850 x 765	white melamine	MT ELWI
1750 x 850 x 765	aluminium coloured		MT ELAL					

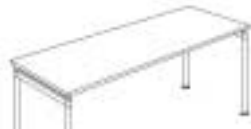


height adjustment set for elliptical tables		MT Riset5
5 rings	height + or - 20 mm	

C.3.	rectangular	dimensions in mm	finish	code				
		W x D x H						
						2000 x 500 x 748	etched glass	MT RH2005GG
						2000 x 500 x 770	marble	MT RH2005MA
						2000 x 500 x 765	hornbeam veneer	MT RH2005HB
						2000 x 500 x 765	cherry veneer	MT RH2005KE
						2000 x 500 x 765	walnut veneer	MT RH2005NN
						2000 x 500 x 765	white melamine	MT RH2005WI
2000 x 500 x 765	aluminium coloured		MT RH2005AL					



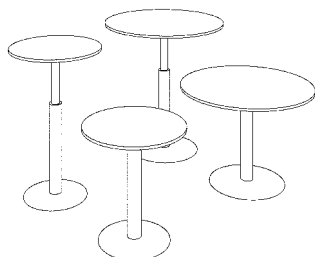
height adjustment set for rectangular tables		MT Riset5
5 rings	height + or - 20 mm	

C.4.	rectangular	dimensions in mm	finish	code				
		W x D x H						
						2000 x 800 x 748	etched glass	MT RH2008GG
						2000 x 800 x 765	hornbeam veneer	MT RH2008HB
						2000 x 800 x 765	cherry veneer	MT RH2008KE
						2000 x 800 x 765	walnut veneer	MT RH2008NN
						2000 x 800 x 765	white melamine	MT RH2008WI
						2000 x 800 x 765	aluminium coloured	MT RH2008AL



height adjustment set for rectangular tables		MT Riset6
6 rings	height + or - 20 mm	

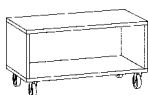
C.5.	round height adjustable	dimensions in mm	finish	code
		W x D x H		
		Ø 800 x 730-1140 mm		
Ø 800 x 730-1140 mm	aluminium coloured	MT HPRO08AL		
Ø 800 x 738-1148 mm	etched glass	MT HPRO08GG		



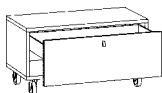
Ø 1200 x 730-1140 mm	white melamine	MT HPRO12WI
Ø 1200 x 730-1140 mm	aluminium coloured	MT HPRO12AL
Ø 1200 x 738-1148 mm	etched glass	MT HPRO12GG

D. M3 STORAGE UNITS

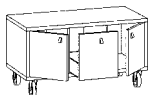
	dimensions in mm W x D x H	finish	code
D.1. LOW STORAGE UNITS, always on castors	Carcass = black		
open	1000 x 500 x 500		M3 0500



A4 filing drawer	1000 x 500 x 500	black	M3 05HL
------------------	------------------	-------	---------



2 hinged doors and A4 filing drawer	1000 x 500 x 500	black	M3 05DE
--	------------------	-------	---------

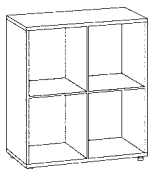


D.2. MIDDLE HIGH STORAGE UNITS

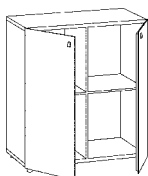
Carcass = black

D.2.1. on feet

		interior		
D.2.1.1.	open	1000 x 500 x 1040	sand coloured	M3 1000ZG
			aluminium coloured	M3 1000AL
			white	M3 1000WI
			black	M3 1000ZW

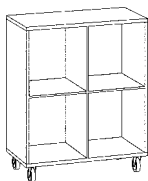


		hinged doors		
D.2.1.2.	2 hinged doors black interior	1000 x 500 x 1040	sand coloured	M3 10DEZG
			aluminium coloured	M3 10DEAL
			white	M3 10DEWI
			black	M3 10DEZW
			etched glass	M3 10DEGG

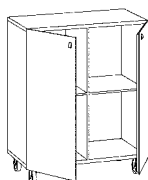


D.2.2. on castors

		interior		
D.2.2.1.	open	1000 x 500 x 1120	sand coloured	M3 1100ZG
			aluminium coloured	M3 1100AL
			white	M3 1100WI
			black	M3 1100ZW



		hinged doors		
D.2.2.2.	2 hinged doors black interior	1000 x 500 x 1120	sand coloured	M3 11DEZG
			aluminium coloured	M3 11DEAL
			white	M3 11DEWI
			black	M3 11DEZW
			etched glass	M3 11DEGG

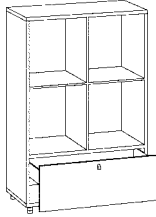


	dimensions in mm W x D x H	finish	code
--	-------------------------------	--------	------

D.2. HIGH STORAGE UNITS, with A4 filing drawer at the bottom carcass = black

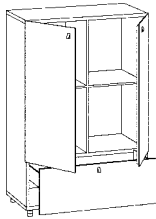
D.2.1. On feet

D.2.1.1.



open	1000 x 500 x 1423	interior	
		sand coloured	M3 1400ZG
		aluminium coloured	M3 1400AL
		white	M3 1400WI
		black	M3 1400ZW

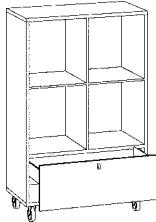
D.2.1.2.



2 hinged doors black interior	1000 x 500 x 1423	hinged doors	
		sand coloured	M3 14DEZG
		aluminium coloured	M3 14DEAL
		white	M3 14DEWI
		black	M3 14DEZW
		etched glass	M3 14DEGG

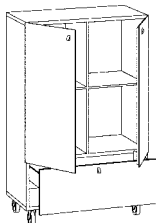
D.2.2. On castors

D.2.2.1.



open	1000 x 500 x 1503	interior	
		sand coloured	M3 1500ZG
		aluminium coloured	M3 1500AL
		white	M3 1500WI
		black	M3 1500ZW

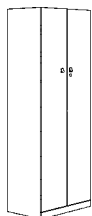
D.2.2.2.



2 hinged doors black interior	1000 x 500 x 1503	hinged doors	
		sand coloured	M3 15DEZG
		aluminium coloured	M3 15DEAL
		white	M3 15DEWI
		black	M3 15DEZW
		etched glass	M3 15DEGG


D.4 . STORAGE UNITS

**D.4.1 High storage units
1 shelf included**



	W x D x H 818 x 477 x 1983	doors	
1 shelf included		aluminium coloured	M3 K55ALSL
		white	M3 K55WISL
		black	M3 K55ZWSL
2 pull out filing frames included		aluminium coloured	M3 K55ALSUF02
		white	M3 K55WISLUF02
		black	M3 K55ZWSLUF02
3 pull out filing frames included		aluminium coloured	M3 K55ALSUF03
		white	M3 K55WISLUF03
		black	M3 K55ZWSLUF03


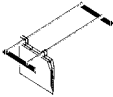
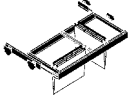



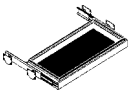
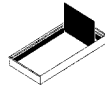

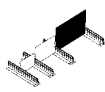
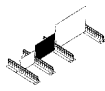
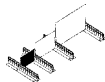
**D.4.2 Low storage units
1 shelf included**



	W x D x H 818 x 477 x 1235	doors	
1 shelf included		aluminium coloured	M3 K33ALSL
		white	M3 K33WISL
		black	M3 K33ZWSL
2 pull out filing frames included		aluminium coloured	M3 K33ALSUF02
		white	M3 K33WISLUF02
		black	M3 K33ZWSLUF02
3 pull out filing frames included		aluminium coloured	M3 K33ALSUF03
		white	M3 K33WISLUF03
		black	M3 K33ZWSLUF03

D.4.3 Fittings for low and high storage units with hinged doors

code

	Black shelf	M3 LB08
	Pair of chromium tubes for lateral filing	KAT HS76
	Pull out filing frame With 2 sets adjuster bars	KAT UF76
2 x 	2 pull out filing frames with anti-tilt device. Adjuster bars included.	KAT UF0276AS
3 x 	3 pull out filing frames with anti-tilt device. Adjuster bars included.	KAT UF0376AS
	Laminate inlay (light grey) for a pull-out filing frame.	KAT WB76LG
	Slotted metal drawer bottom.	KAT BVZW76
	Bar to adjust the depth of the slotted metal drawer. 250 mm high	KAT TSDIZW
	Partition for slotted metal drawer.	KAT LSZW
	A4 divider for metal slotted drawer.	KAT TSA4ZW
	A5 divider for metal slotted drawer.	KAT TSA5ZW
	A6 divider for metal slotted drawer.	KAT TSA6ZW

BULO®

kantoormeubelen
mobilier de bureau
office furniture
büromöbel

BELGIË / BELGIQUE

Head Office

Industriezone Noord B6
B-2800 Mechelen
T +32 (0)15. 28 28 28
F +32 (0)15. 28 28 29
e-mail info@bulo.be
web www.bulo.com

Brussel / Bruxelles

T 02. 512 99 18
F 02. 512 21 09

NEDERLAND

Westerstraat 252-254
1015 MT Amsterdam
Postbus 1191
1000 BD Amsterdam
T 020. 627 14 14
F 020. 423 42 86

DEUTSCHLAND

Venloer Strasse 19
D-50672 Köln
T 0221. 952 4476
F 0221. 952 4477

UNITED KINGDOM

The Clove Building
Maguire Street - Butler's Wharf
London SE 1 2NQ
Phone 020. 7403 6993
Fax 020. 7403 5075

New address from 29.03.01

Vanilla & Sesame Buildings
43 Curlew Street - Butler's Wharf
London SE1 2ND

USA

Phone 877-FOR-BULO
(877-367-2856)

Dit technisch boek is gebaseerd op de stand van zaken van de producten M2, H20, Normal, Pub & Club, Carte Blanche en KRS op datum van 01.01.2001. Voor de meest actuele informatie en/of nieuwigheden raadpleegt u best het Bulo-verkoopteam of de Bulo-dealer in uw buurt.

Nous vous envoyons la version française du présent livre sur simple demande.
Die deutsche Fassung des Buches schicken wir Ihnen auf Anfrage gern zu.
The english version of this book will be sent upon simple request.

layout & design by

POCODIN
BEDRIJFSCOMMUNICATIE

T +32 (0)15 28 24 00